



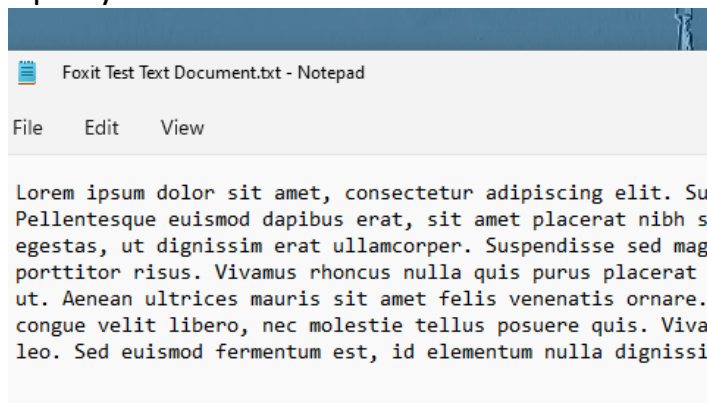
### **Title: How to Create a PDF from Other Applications**

#### Task:

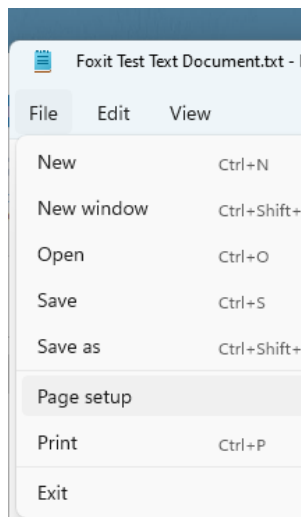
By following these instructions, you'll be able to create a PDF file from other applications such as Notepad. This method uses Foxit's PDF Printer feature.

#### Instructions:

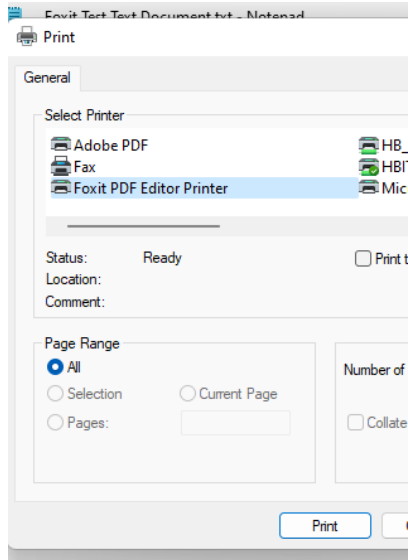
1. Open your file.



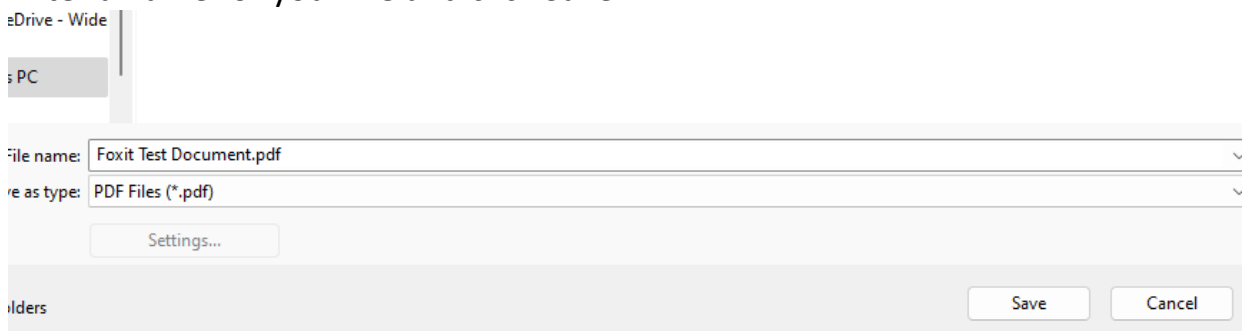
2. Click File and click Print.



3. Locate the Foxit PDF Editor Printer and click Print.



4. Browse to where you would like to save the file.
5. Enter a name for your file and click Save.



6. Foxit will open and display the new PDF file.

Video Link:

[how to create pdf on mac and windows | Foxit](#)

Outcome:

Hopefully this information has been useful. If not, or you still have questions, please don't hesitate to contact CWLaw Client Experience.